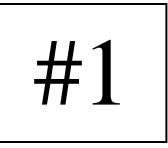


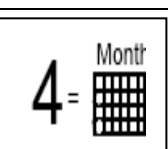





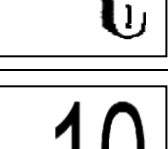


Use these clues to learn the 10 Commandments.

	<p>1. Put God first.</p> <p>"1" is always first and that reminds me to put God first.</p>
	<p>2. Do not bow down to anything but God.</p> <p>See how "2" looks like it is bowing down? That reminds me not to bow down to anything except God.</p>
	<p>3. Do not misuse God's name.</p> <p>If I turn a "3" sideways it looks like an "M" which reminds me not to misuse God's name.</p>
	<p>4. Remember Sunday as God's special day.</p> <p>There are 4 weeks in a month and I can remember God's special day every week.</p>
	<p>5. Obey your parents.</p> <p>On the bottom of a "5" is a big "O" that reminds me to O-bey my parents.</p>
	<p>6. Do not kill.</p> <p>Turn a 6 sideways and it looks like a gun to remind me not to kill.</p>
	<p>7. Honor marriage</p> <p>Draw a beautiful wedding veil on the "7" for honoring marriage.</p>
	<p>8. Do not steal.</p> <p>An "8" turned sideways is a robber's mask for do not steal.</p>
	<p>9. Do not lie.</p> <p>Draw a long tongue on the "9" for do not lie.</p>
	<p>10. Do not want what belongs to someone else.</p> <p>The "1" is skinny and the "0" is fat and each wants what the other has, which reminds me not to want what belongs to someone else.</p>

Original source and author unknown.

#

1

2

3 m

Month

4

=



5

6

