

# 1 Year Curriculum - Week 1



## Items Needed:

Items Needed may be substituted.

Below are suggested supplies which may be substituted with items you already own. Worksheets are found in the [1 Year Workbook](#), while the [ABCJLM Interactive Bible Stories](#) are a Digital Download. Both are available to order on the ABCJLM website.

### Worksheets:

- ☐ Objective Poster
- ☐ First Day of Preschool
- ☐ Black Train
- ☐ Raccoon
- ☐ Animals
- ☐ Character Scriptures

### Books:

- ☐ Bible
- ☐ Read and Share Toddler Bible - pg 24
- ☐ ABCJLM Interactive Bible Story
- ☐ My Little Word Book

### Supplies:

- ☐ Black jumbo crayons
- ☐ Stuffed animals
- ☐ Black construction paper
- ☐ Jumbo paintbrush
- ☐ Animal crackers
- ☐ 3-ring binder
- ☐ Glue
- ☐ Scissors
- ☐ Water
- ☐ Dry erase pocket or picture frame
- ☐ Dry or wet erase marker

All activities are suggestions. Pick and choose activities that the child(ren) would enjoy and fit into your schedule. While only the 5-day schedule is included in the Guide, it is easy to decrease the number of focused days. View examples for 1 to 4-day-a-week learning on the following pages.



## Daily Schedule:

The 1 Year Curriculum introduces the child to learning, and the objectives are the learning goals that you will introduce to the child over one week's time. All focused objectives do not need to be covered each day but can be spread throughout the week in the following manner. As much as possible, throughout the week pull the learning from the play and activities that the child is doing.

Objective	Day 1	Day 2	Day 3	Day 4	Day 5
Bible Story	Noah's Ark Interactive Story			ABC Book - Animals	Collect Stuffed Animals
Bible Song	The B-I-B-L-E	The B-I-B-L-E	The B-I-B-L-E	The B-I-B-L-E	The B-I-B-L-E
Character Scripture	Salvation - Romans 10:9-10 (NIV) If you declare with your mouth, "Jesus is Lord," and believe in your heart that God raised him from the dead, you will be saved. For it is with your heart that you believe and are justified, and it is with your mouth that you profess your faith and are saved.				
Poem	Row, Row, Row Your Boat				
Color	Color Train	Find Black Items	Find Black Items	Find Black Items	Find Black Items
Shape	Find Circles	Water Paint a Circle	Find Circles	Find Circles	Find Circles
Animal	Discuss Raccoon	Find Pictures of Raccoon	Raccoon Worksheet	Find Pictures of Raccoon	
Taking Care of Me	Name and Point to Head				
Sign Language	Bye-bye: wave	Bye-bye: wave	Bye-bye: wave	Bye-bye: wave	Bye-bye: wave
Book of the Week	Point and Name Images				
Motor Skill	First Day of Preschool Poster	Peek-a-Boo	So Big	Peek-a-Boo	So Big

### First Day of 1 Year Curriculum:

Use the First Day of Preschool worksheet to create a precious photo op to remember today. Be sure to tag #ABCJLM or @ABCJesusLovesMe when you post the image on social media!

# Week 1 Daily Schedule Example



*While only the 5-day schedule is included in the Curriculum Guide, it is easy to decrease or stretch the learning throughout the week. Below are examples for 1 to 4-day-a-week learning. Each can be modified to fit your schedule. Activities not covered may be moved to review weeks. Remember that while repetition bores adults, children learn through repetition.*

Objective	Day 1
Bible Story	Noah's Ark Interactive Story
Bible Song	The B-I-B-L-E
Character Scripture	Salvation - Romans 10:9-10 (NIV) If you declare with your mouth, "Jesus is Lord," and believe in your heart that God raised him from the dead, you will be saved. For it is with your heart that you believe and are justified, and it is with your mouth that you profess your faith and are saved.
Poem	Row, Row, Row Your Boat
Color	Color Train
Shape	Find Circles
Animal	Discuss Raccoon
Taking Care of Me	Where is my head?
Sign Language	Bye-bye: wave
Book of the Week	Point and Name Images
Motor Skill	Peek-a-Boo/So Big

Objective	Day 1	Day 2
Bible Story	Noah's Ark Interactive Story	ABC Book - Animals
Bible Song	The B-I-B-L-E	The B-I-B-L-E
Character Scripture	Salvation - Romans 10:9-10 (NIV) If you declare with your mouth, "Jesus is Lord," and believe in your heart that God raised him from the dead, you will be saved. For it is with your heart that you believe and are justified, and it is with your mouth that you profess your faith and are saved.	
Poem	Row, Row, Row Your Boat	Row, Row, Row Your Boat
Color	Color Train	Find Black Items
Shape	Find Circles	Water Paint a Circle
Animal	Discuss Raccoon	Raccoon Worksheet
Taking Care of Me	Where is my head?	Name and Point to Head
Sign Language	Bye-bye: wave	Bye-bye: wave
Book of the Week	Point and Name Images	Point and Name Images
Motor Skill	Peek-a-Boo	So Big

# Week 1 Daily Schedule Example



*Because ABCJesusLovesMe is a play-based curriculum, learning should come through play, reading, and fun hands-on activities. Remember that the 1 Year Curriculum is strictly introductory and retention is not expected.*

*These four samples are **not** included in the Curriculum Guide and are only provided as examples.*

Objective	Day 1	Day 2	Day 3
Bible Story	Noah's Ark Interactive Story	ABC Book - Animals	Collect Stuffed Animals
Bible Song	The B-I-B-L-E	The B-I-B-L-E	The B-I-B-L-E
Character Scripture	Salvation - Romans 10:9-10 (NIV) If you declare with your mouth, "Jesus is Lord," and believe in your heart that God raised him from the dead, you will be saved. For it is with your heart that you believe and are justified, and it is with your mouth that you profess your faith and are saved.		
Poem	Row, Row, Row Your Boat	Row, Row, Row Your Boat	Row, Row, Row Your Boat
Color	Color Train	Find Black Items	Find Black Items
Shape	Find Circles	Water Paint a Circle	Find Circles
Animal	Discuss Raccoon	Find Pictures of Raccoon	Raccoon Worksheet
Taking Care of Me	Where is my head?	Name and Point to Head	Name and Point to Head
Sign Language	Bye-bye: wave	Bye-bye: wave	Bye-bye: wave
Book of the Week	Point and Name Images	Point and Name Images	Point and Name Images
Motor Skill	First Day of Preschool Poster	Peek-a-Boo	So Big

Objective	Day 1	Day 2	Day 3	Day 4
Bible Story	Noah's Ark Interactive Story	ABC Book - Animals	Collect Stuffed Animals	Noah's Ark Interactive Story
Bible Song	The B-I-B-L-E	The B-I-B-L-E	The B-I-B-L-E	The B-I-B-L-E
Character Scripture	Salvation - Romans 10:9-10 (NIV) If you declare with your mouth, "Jesus is Lord," and believe in your heart that God raised him from the dead, you will be saved. For it is with your heart that you believe and are justified, and it is with your mouth that you profess your faith and are saved.			
Poem	Row, Row, Row Your Boat			
Color	Color Train	Find Black Items	Find Black Items	Find Black Items
Shape	Find Circles	Water Paint a Circle	Find Circles	Find Circles
Animal	Discuss Raccoon	Find Pictures of Raccoon	Find Pictures of Raccoon	Raccoon Worksheet
Taking Care of Me	Where is my head?	Name and Point to Head	Name and Point to Head	Name and Point to Head
Sign Language	Bye-bye: wave	Bye-bye: wave	Bye-bye: wave	Bye-bye: wave
Book of the Week	Point and Name Images	Point and Name Images	Point and Name Images	Point and Name Images
Motor Skill	First Day of Preschool Poster	Peek-a-Boo	So Big	Peek-a-Boo



### How to Teach:

### "I am Learning" Objective Poster:

ABCJUM	I am learning...	Year
<input type="text"/> Title: Dinosaur <input type="text"/> Character: Stegosaurus <input type="text"/>	<input type="text"/> Title: Dinosaur <input type="text"/> Poem <input type="text"/>	<input type="text"/> Title: Dinosaur <input type="text"/> Book of the Month <input type="text"/>
<input type="text"/> Sheet <input type="text"/> Circle <input type="text"/> Animal	<input type="text"/> Year:1st Unit: 1st Mo: Jan <input type="text"/> Skills: Lined Writing <input type="text"/>	<input type="text"/> Year: 1st Year <input type="text"/> Great Project <input type="text"/>
NAME: _____		

### Suggested Activities:

These activities are crucial for fine and gross motor development which is required for scissors and pencil use later on.

### Fine Motor Skills: Peek-a-Boo

## Gross Motor Skills: So Big

## Taking Care of Me: Head

For the next 13 weeks, the child will learn his body parts. Discuss the week's body part while getting dressed, during bath time, and while looking in a mirror. Point out body parts found in books and magazines. This week's body part is the head.



## Bible:


### Bible Objective:

The goal of the 1 Year Curriculum is to introduce the child to stories in the Bible. The Items Needed section include page numbers to the *Read and Share Toddler Bible* (when available), but any children's Bible may be used. For variety, you may desire to read the same story from several Bibles. See my favorite Children's Bibles – [tinyurl.com/choosing-bible](http://tinyurl.com/choosing-bible) Be sure to read the Scripture for yourself to make sure you know the facts of the story. Another way to further Bible learning is to tell the story in an interactive way. The [ABCJLM Interactive Stories](#) provide you with an age-appropriate script to actively include the child in the story. Offered as a digital download, this supplemental product may be purchased on the ABCJLM website.

### Bible Story: Genesis 6-9

This week's Bible story is Noah's Ark.

- Eat animal crackers while reading Noah's Ark.
- Gather stuffed animals to sit with you as you read.



### ABC Book: Animals

For the next 36 weeks, the child will create an Alphabet Bible Craft (ABC) book using the Bible Symbol of the week. Each week add the alphabet worksheet to a 3-ring binder to review and for the child to show to others. Using the Animals worksheet, color with a black jumbo crayon and glue on animal crackers.


### Bible Song Objective:

These timeless Bible songs have been cherished for generations, helping children memorize and embrace God's Word. If a song is new to you, I've created free videos with actions to make learning it easy! [ABCJesusLovesMe.com/ideas/bible-songs](http://ABCJesusLovesMe.com/ideas/bible-songs)

**Optional Addition:** Available as a digital download, the [1 Year Bible Song Cards](#) consist of cards containing the Bible Songs used in the 1 Year Curriculum. Separate, hole punch, and bind together for easy access and mobility.

### Bible Song: The B-I-B-L-E *Traditional*

The B-I-B-L-E (form book with hands)  
Yes, that's the book for me (nod "yes")  
I stand alone on the Word of God (pretend to stand firm)  
The B-I-B-L-E, Bible! (shout)



# 1 Year Curriculum - Week 1



## Character Scripture:

As parents and teachers, we desire the children in our care to be like Christ. Praying Character Scriptures is a time for you to have a conversation with God, using His words to ask Him to build godly character in the child's life. Also, the verses will remind you of character traits to develop in the child through example, teachable moments, and discipline. Each Lesson Plan contains a character trait and a suggested verse to pray over the child for the week. Post the Character Scriptures worksheets in a prominent location (diaper changing station, refrigerator, above sink) to remind you to pray throughout the day. Here is an example for this week's character (salvation) based on Romans 10:9-10. *More information about Teachable Moments* - [tinyurl.com/ABCJLM-teachable-moments](http://tinyurl.com/ABCJLM-teachable-moments)

*Heavenly Father, I pray that \_\_\_\_\_ would declare with his mouth that Jesus is Lord. That he would believe in his heart that God raised Jesus from the dead. Work in \_\_\_\_\_ heart to believe in You so that he may be justified. I pray that his mouth would profess his faith and salvation.*



## Academic:


### Animal: Raccoon

The child will be introduced to 28 animals. This week is the raccoon.

- Using the Raccoon worksheet, point to the raccoon's head.
- Using a jumbo crayon, color the Raccoon worksheet black. (For little hands, jumbo crayons are easier to hold.)
- Find pictures of raccoons in the books that you read.
- Explain the raccoon's distinct "mask."
- Raccoons are nocturnal animals which means they hunt for food during the night and sleep during the day.

All activities are suggestions. Pick and choose activities that the child(ren) would enjoy and fit into your schedule. As much as possible, include the learning in play time, craft time, and daily activities.

### Color: Black Train



In this curriculum, the child is introduced to nine colors. Since the goal is to provide the child with time to work with the specific color and improve fine motor skills, use only the color of the week during all craft and drawing times. For the first 11 lessons, the child will create a Color Train. Using the Color Train worksheet and a jumbo crayon, instruct the child to color a train per week (this week is black). Display the train at the child's level to point and discuss the colors. If the child tends to put things in his mouth, try egg crayons or making larger crayons by recycling old ones ([tinyurl.com/recycling-crayons](http://tinyurl.com/recycling-crayons)). Also, do not use markers or pens as they do not work the fine and gross motor muscles as much as crayons and pencils. For the rest of the week, point out black items that you see.

### Shape: Circle

Seven shapes are introduced to the child beginning with the circle. Using black construction paper, cut out a large circle. Using minimal water have the child water paint the circle. Talk about the shape as the child paints. For little hands, jumbo paintbrushes are safer and easier to handle. For the rest of the week, find circles in items that you see.

ABCJesusLovesMe 1 Year Curriculum Sample

# 1 Year Curriculum - Week 1



## Poem Objective:

Traditional poems and nursery rhymes help children with rhyme, fine motor skills, and rhythm as well as pre-reading. Assist the child in performing actions to the poems and quote them very slowly at first to help the child correctly learn the words. Quote the poem throughout the day (e.g. while driving, in the bathtub, while washing hands).

**Optional Addition:** Available as a digital download, the [1 Year Poem Cards](#) printable is made up of cards containing the poems used in the 1 Year Curriculum. Separate, hole punch, and bind together for easy access and mobility.

Poem: Row, Row, Row Your Boat *Traditional*

*Sing with child sitting on your lap, facing you. Hold child's wrist to perform motions.*

Row, row, row your boat, (rock from side to side)

Gently down the stream.

Merrily, merrily, merrily, merrily, (pat hands on legs)

Life is but a dream. (clap four times)

## Book of the Week: *My Little Word Book*



Most professionals agree that children should be read to at least 15 minutes a day. Each week the child will be introduced to a quality picture book to supplement other learning and for pre-reading exposure. The *My Little Word Book* is used multiple times in the 1 Year Curriculum because looking through the book allows the child to associate a word with a picture. While word books can be monotonous for adults, repetition will expand a toddler's vocabulary. Only cover a few pictures at a time unless the child desires more.

## **- How to Teach the Child through Pictures**

1. Introduce - Begin by introducing the child to individual pictures. Gently take the child's hand, point to a picture, and name the object. Soon the child will randomly point prompting you to name the object, activity, or emotion.
2. Recognize - Once you have introduced each image, ask the child to point to specific objects. "Point to the ball." If the child is unable to point to the object, move back to "Introduce" and help the child point to the object.
3. Identify - Point to a picture and ask the child to name it.

## Sign Language: Bye-bye

This curriculum introduces the child to 28 words using sign-language. Using signs provides the child with a language to express her needs. Introduce each sign at the beginning of the week by helping the child do the sign as you say the word. Consistency and repetition will lead to the child performing the sign on her own. This week's sign is "bye-bye." Every time that it is appropriate for the child to wave, take the child's hand, assist her in waving, and say bye-bye. Also model the sign as you say it. *More ideas - [tinyurl.com/ABCJLM1-Videos](http://tinyurl.com/ABCJLM1-Videos)*

# 1 Year Curriculum - Week 2



## Items Needed:

### Worksheets:

- ☐ Bear
- ☐ Basket
- ☐ Brown Train

### Books:

- ☐ Bible
- ☐ *Read and Share Toddler Bible* - pg 76
- ☐ ABCJLM Interactive Bible Story
- ☐ *Brown Bear, Brown Bear, What Do You See?*

### Supplies:

- ☐ Brown construction paper
- ☐ Jumbo paintbrush
- ☐ Sorting toy
- ☐ Glue stick
- ☐ Basket
- ☐ Baby or stuffed animal
- ☐ Scissors
- ☐ Water
- ☐ Pillows
- ☐ Brown jumbo crayon



## Daily Schedule:


Objective	Day 1	Day 2	Day 3	Day 4	Day 5
Bible Story	Baby Moses Interactive Story			Basket with Stuffed Animals	ABC Book - Basket
Bible Song	O Be Careful	O Be Careful	O Be Careful	O Be Careful	O Be Careful
Character Scripture	Gentleness - Proverbs 15:1 (NIV) A gentle answer turns away wrath, but a harsh word stirs up anger.				
Poem	London Bridges	London Bridges	London Bridges	London Bridges	London Bridges
Color	Color Train	Find Brown Items			
Shape	Find Rectangles	Water Paint a Rectangles	Find Rectangles	Find Rectangles	Find Rectangles
Animal	Discuss Bears	Find Pictures of Bears	Bear Worksheet	Find Pictures of Bears	
Taking Care of Me	Name and Point to Mouth				
Sign Language	Blow Kisses - touch fingers to your mouth (palm toward face), move hand down to 45 degree angle				
Book of the Week	Read	Point to Brown Items	Point to Bears	Point to Brown Items	Point to Bears
Motor Skill		Sorting Toy	Crawl	Sorting Toy	Crawl



## Development:

### Fine Motor Skills: Sorting Toy

Visit [ABCJesusLovesMe.com](http://ABCJesusLovesMe.com) to Order



To teach the child how to use a sorting toy, hold the block above the correct slot and allow the child to push the block down. Allow the child as much opportunity to do the activity by themselves as possible. As you play with the sorting toy, name the different colors and shapes.



### Gross Motor Skills: Crawl

Place pillows, couch cushions, or anything soft on the floor for the child to crawl over. Have fun making mountains and climbing peaks!

### Character Scriptures, Taking Care of Me, & Sign Language:

Because the suggested activities rarely change in these three objectives, they will only be listed in the Daily Schedule unless additional information is needed. Continue as previously suggested.

ABCJesusLovesMe | Year Curriculum Sample

# 1 Year Curriculum - Week 2



## Bible:

Bible Story: Exodus 1:13-2:10

Just like Moses was placed in a basket, give the child a basket to carry a stuffed animal or baby.

ABC Book: Basket

Cut out the baby and basket from the Basket worksheet. Help the child glue (glue sticks work best for toddlers) the basket on a brown piece of construction paper and the baby in the basket. Add the titles "B-Basket" and "Baby Moses in the Basket" on the construction paper and add the paper to the Alphabet Bible Craft (ABC) book.



## Academic:

Animal: Bear

- Using the Bear worksheet, point to the bear's mouth.
- Spread a thin layer of glue on the Bear worksheet. Lay small brown construction paper squares on the bear.
- Point and count the bear's legs.
- Find pictures of bears in the books that you read.
- A bear says "roar" and "growl."

Color: Brown Train

Add a brown train to the Color Train by having the child color, with a jumbo crayon, the brown train. Display the train at the child's level to point and discuss the colors.



Shape: Rectangle

Using brown construction paper, cut out a large rectangle. Using minimal water, have the child water paint the rectangle. Talk about the shape as the child paints.

Book of the Week: *Brown Bear, Brown Bear, What Do You See* by Bill Martin Jr/Eric Carle

Each week you will be asked to find specific objects in books. When you begin reading, take the child's hand, point, and say the name of the object. When the child is ready, allow her to find and point to the object unassisted. This week, point out all bears and items that are brown.



Bible Song: O Be Careful *Traditional*

O be careful little eyes what you see (point to eyes)  
O be careful little eyes what you see  
For the Father up above (point up for Jesus)  
Is looking down in love (put hand to forehead and look down)  
O be careful little eyes what you see

*Additional Verses:*

...little hands what you do  
...little feet where you go  
...little ears what you hear  
...little mouth what you say  
...little mind what you think

Poem: London Bridge *Traditional*

*Sing with child setting on your lap, facing you. Lift one leg at a time to rock child on each beat.*

London Bridge is falling down,  
Falling down, falling down.  
London Bridge is falling down,  
My fair lady.

