



Welcome to ABC JesusLovesMe.comTM



Our Motto

To equip and empower adults to be intentional and enable children to learn through play.

We Believe

Children are God's blessings. Learning is most meaningful when it is naturally woven into the day. True understanding grows through modeling, repeated exposure, and purposeful conversations. Our calling is to impress God's truths on their hearts in a loving environment that strategically allows them to explore, discover, and build knowledge (Deuteronomy 6:4-9).

I am so glad God led you here. If we haven't met, I'm Heidi, the writer and creator of this curriculum.

What began as a need in my own family has grown into a worldwide ministry God is using to equip adults to give children a strong foundation in academics, Bible, and development.

The following sample pages share a Bible-based Curriculum created with both the developmental needs of the child and the needs of the adult in mind. ABCJesusLovesMe is designed to make learning happen through intentional play.

The goal of this ministry is twofold: to prepare children for kindergarten and to train the next generation to love God and love others for the glory of God.

If this desire is on your heart as well, know that you are not alone. I am cheering you on and honored to walk this journey with you.

Only by grace... *heidi*

1 Year Curriculum Bundle

"Every child you meet is a divine appointment." – Wess Stafford

Overview

The *1 Year Curriculum Bundle, 3rd Edition* is for children ages 12-24 months and can be adapted for those under the age of one. This Curriculum guides adults as they intentionally introduce academic, Bible, and developmental learning to a child, while also giving purpose to daily activities and play.

Curriculum Guide:
This printed book contains 36 Lesson Plans to cover 9-12 months of learning.



Activity Book:
The printed book features over 60 activity sheets for extended learning, fine motor skill practice, and creativity.

1 Year Bundle Curriculum Guide + Activity Book + Digital Downloads



All items are available as a bundle or a la carte.

For home, preschool, or daycare use.

Interactive Bible Stories:

19 scripts provide an interactive way to share the Bible stories. Optional flannelgraph suggestions included in this Digital Download.

Other Digital Downloads Include:

- Bible Songs Packet
- Character Scripture Packet
- Poem Packet
- Color Songs Packet
- Shape Songs Packet

Scope and Sequence

"The art of teaching is the art of assisting discovery." – Mark Van Doren

Overview

The Scope and Sequence gives an overview of what is taught throughout the Curriculum. Each objective is carefully placed in a purposeful order, allowing the child to build understanding step by step without gaps or overload. The 1 Year Scope and Sequence provides a big picture of the academic concepts, Bible learning, and developmental skills the child will be introduced to throughout the time.

Academics	Bible	Development
9 Colors	19 Key Bible Stories	36 Fine Motor Activities
8 Shapes	26 Bible Symbols	36 Gross Motor Activities
28 Animals	8 Bible Songs	Practical Self-Care
10 Memorable Poems & Fingerplays	36 Character Scriptures	Vocabulary Growth
24 Classic Books and Activities		28 Foundational Sign Language Words



Each Curriculum is based on [research](#), the American Academy of Pediatrics Developmental Milestones, State Preschool Standards, and input from kindergarten teachers. Every Curriculum has also been reviewed and approved by two former 1st-grade teachers with a combined almost 100 years of teaching experience. Activities and stories are “kid-approved” through testing with my own children and the children I teach.

Academics

“The activities that are the easiest, cheapest, and most fun to do – such as singing, playing games, reading, storytelling, and just talking and listening – are also the best for child development.” ~ Jerome Singer

Introductory Learning

The *1 Year Curriculum* is an introduction to learning. Any retention that occurs is a fun bonus! Learning objectives are introduced to the child over one week's time. As much as possible, incorporate learning in play time and daily activities. Below are the weekly topics included in this Curriculum.

Weekly Learning

- Color
- Shape
- Animal
- Sign Language (28 signs)

Literacy

Each Lesson Plan includes a Book of the Week that ties into the weekly theme. These thoughtfully chosen classic books are ideal for preschool-age children and reinforce key learning goals. Curriculum suggestions guide the adult in sparking interest in the story, supporting comprehension, encouraging imagination, and teaching the child to use visual clues while reading. Extra activities offer additional opportunities for learning and practice.

Sample Books

- *Brown Bear, Brown Bear*
- *When the Elephant Walks*
- *Big Red Barn*
- *Dear Zoo*
- *Does a Kangaroo Have a Mother, Too?*


Activities

- Finding Elements in Illustrations
- Turning Pages
- Build Vocabulary
- 1:1 Correlation Introduction
- Touch and Feel

Poems

Rhyming is introduced through poems, songs, and books. While it may seem silly to adults, rhyming is fun for children and plays an important role in reading success. As a key phonemic awareness skill, rhyming helps children hear and manipulate sounds in words, strengthening their oral language. It also helps them recognize the rhythm of language, which supports fluency and comprehension. Below are some of the poems the child will enjoy participating in!

- Row, Row, Row Your Boat
- London Bridge
- The Itsy Bitsy Spider
- 5 Little Piggies
- Pat-a-Cake




Poem Packet
Digital Download

Bible

The gospel is so simple that small children can understand it, and it is so profound that studies by the wisest theologians will never exhaust its riches. -Charles Hodge

Overview


The goal of the **1 Year Curriculum** is to introduce the child to Bible stories by first experiencing the story and then creating a page for the Alphabet Bible Craft (ABC) book to reinforce understanding. As part of the bundle, the ABCJesusLovesMe Interactive Bible Stories include an age-appropriate script that lets the child actively participate. Optional flannelgraph suggestions provide extra visual and tactile learning opportunities. Teachable Moments at the end of each story help extend Bible learning into daily conversation and play, reinforcing the child's understanding of God's Word.



Interactive Bible Stories Digital Download

Character Scripture

Each lesson highlights a character trait and includes a suggested verse to pray over the child for the week. Praying Character Scriptures means having a conversation with God, using His Word to ask Him to cultivate godly character in the child's life. Written prayers are included in the Interactive Bible Stories.



Character Scripture
Digital Download

Sample Character

- Salvation
- Gentleness
- Kindness

- Trust
- Love
- Compassion
- Wisdom

Songs

The Bible songs include classic "Sunday School" favorites and piggyback songs. If a song is unfamiliar, videos with actions are available at ABCJesusLovesMe.com.

Sample Songs

- Pat the Bible
- Head and Shoulders
- O Be Careful
- Jesus Loves Me



Bible Song
Digital Download

Development

“Play gives children a chance to practice what they are learning.” – Fred Rogers

Motor Skills

Fine motor skills develop a child’s ability to manipulate small objects and prepare for writing. Gross motor skills involve large muscle movements, such as running, jumping, and hopping, and support balance and coordination. Each Lesson Plan includes activities designed to strengthen both fine and gross motor skills. For best results, use crayons and pencils rather than markers or pens. Sample activities are provided below.

Fine Motor

- Play Dough
- Straws in a Bottle
- Painting
- Tear Paper
- Shaving Cream Play
- Sorting Toy
- Puzzles
- Fingerpaint
- Blocks
- Water Play

Gross Motor

- Tunnel Crawling
- Music
- Throw
- Kick
- Roll a Ball
- Catch
- Log Roll
- Push Toy

Centers

For Preschools: Children learn best through play. Underlined activities in the Lesson Plans may be used as a learning center in the classroom. Centers offer hands-on, play-based opportunities where the child guides the learning.

Taking Care of Me

Each week the child will focus on a specific aspect of self-awareness or self-care. For example:

- Body Parts
- First Name
- Drinking from a Cup
- Dressing
- Pick Up Toys
- Sitting Attentively

Review Weeks

Children learn best through repetition and review. Every 4–5 weeks, the Lesson Plan includes a review week to revisit past lessons, complete activities that were missed, or explore activities the child particularly enjoyed. Review weeks also feature optional field trip ideas and “Making Memories” activities to reinforce learning in fun, meaningful ways.

Order at ABCJesusLovesMe.com

Supplies

Activity Sheets:

- ❑ All activity sheets listed here are found in the *1 Year Activity Book*. Some activity sheets are used over multiple weeks.
- ❑ "I am Learning"

Books & Stories:

- ❑ *Read and Share Toddler Bible* is my favorite choice for this age, but additional recommended Bibles can be viewed using the QR code.
- ❑ ABCJLM Interactive Bible Stories are a digital download included in the *1 Year Curriculum Bundle* or available to purchase separately.
- ❑ Books may be purchased or borrowed from a public library.

Activities:

- ❑ Supplies may be substituted with similar items you already own.
- ❑ Dry Erase Marker and Frame
- ❑ Shape and Color Posters are Digital Downloads included in the Bundle.

Bible

The main goal of the *1 Year Curriculum* is to introduce the child to Bible stories. Always read the Scripture first to be sure you understand the story details. The ABCJLM Interactive Bible Stories provide a child-friendly script that keeps the child engaged. This resource is available as a digital download, included in the Curriculum bundle, or purchased separately on the ABCJLM website. Use the QR code for quick access.

Example Weekly Reading Schedule

Day 1: **Read** the story from *Read and Share Toddler Bible*, using the page number listed in the Supplies.

Day 2: Read the **Interactive Bible Story script**. Use optional visuals such as flannelgraph or simple props.

Day 3: **Reread** the story from the *Read and Share Toddler Bible*.

Day 4: **Review** the Interactive Bible Story script again, pausing to let the child fill in key points, names, or actions.

Day 5: **Review the script**, looking for **teachable moments** throughout the day.



Bible Songs

Timeless Bible songs have been carefully chosen to help the child learn and love God's Word. If a song is new to you, free videos with motions are linked through the QR codes. The Bible Song Digital Download Packet, included in the Bundle, is another helpful tool.

Character Scripture Prayers

As parents and teachers, we desire the children in our care to be like Christ. Praying Character Scriptures is a time for you to have a conversation with God, using His words to ask Him to build godly character in the child's life. Also, the verses will remind you of character traits to develop in the child through example, teachable moments, and discipline.

Each Lesson Plan contains a character trait and a suggested verse to pray over the child for the week. Post the Character Scriptures worksheets in a prominent location (diaper changing station, refrigerator, above sink) to remind you to pray throughout the day. Example prayers are included in the Interactive Bible Stories digital download.

ABC Book

Starting Week 3, the child will create an Alphabet Bible Craft (ABC) book using the Bible Symbol of the week. Each week collect the alphabet activity sheet to review and bind for an ABC book at the end of the year.

Development

Fine and Gross Motor Activities

Fine motor skills involve small movements (holding and writing), while gross motor skills use large muscles (running, jumping, hopping). Both are important for coordination and control. Each Lesson Plan includes activities to strengthen both.

Egg-Shaped Crayons

Due to the development of the child's hand, egg-shaped crayons are suggested through the Curriculum. Use crayons instead of markers or pens to better support hand strength.

Sign Language

This curriculum introduces the child to 28 words using sign language. Using signs provides the child with a language to express her needs. Introduce each sign at the beginning of the week by helping the child do the sign as you say the word. Consistency and repetition will lead to the child performing the sign on her own. Scan the QR code for a video modeling all of the signs and teaching tips.


Taking Care of Me

These objectives help the child name body parts and learn basic self-care. They will also learn how to undress and dress and learn to sit quietly for an age appropriate amount of time for reading, circle, and Bible times.

Starting the 1 Year Curriculum

Safety: Always supervise activities. Do not give children under age three materials with small parts.

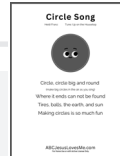
Colors




In this Curriculum the child is introduced to seven colors. To develop this learning, use and focus on only the color of the week during learning times. For example, during the first week, play with red toys and blocks, and use red egg crayons. Introduction is the key. As the child develops, more and more retention will occur. Around 18 months, toddlers start to understand the concept of colors, though they may not be able to name them accurately yet.

Shapes

Six shapes are introduced to the child through the Curriculum. Simple activities are provided in the weekly Lesson Plans to reinforce this learning.



Animals



To build vocabulary, the child will be introduced to 28 animals. Process art activities are provided. Focus on the process of creating art rather than the final product.

Poems



Traditional poems and nursery rhymes help children with rhyme, fine motor skills, and rhythm as well as pre-reading. Assist the child in performing actions to the poems and quote them very slowly at first to help the child correctly learn the words. Quote the poem throughout the day (e.g. while driving, in the bathtub, while washing hands). The Poem Digital Download Packet (included in the Bundle) is helpful for posting and practicing poems.

“I am Learning” Objective Poster

This poster (found in the 1 Year Activity Book) helps you track the weekly objectives. Transfer these objectives to the activity sheet and display it in a visible place. After a couple of times, this transfer usually takes less than 10 minutes. To reuse the sheet, place it in a dry erase pocket or picture frame and use a dry or wet erase marker. Preschools can also send the updated sheet home each week to encourage learning beyond the classroom.

Activities	Day 1	Day 2	Day 3	Day 4	Day 5
Bible	Daily Schedule The Daily Schedule organizes activities—such as Bible stories, books, crafts, play, development, and songs—across a 5-day week. <i>Because of the daily review, teaching objectives are not included.</i> Adjust this sample schedule to fit your needs. If you prefer a schedule shorter than five days, see the examples provided through the QR code. To start, consider spreading the Week 1 Lesson Plan over 2–3 weeks. This extra time allows for assessment, helps establish routines, and sets clear expectations, creating a smoother learning experience for the child.				
Color					
Shape					
Animal					
Book					
Development					

Books

Experts agree that children should be read to for at least 15 minutes a day. Each week the child will be introduced to a quality picture book to supplement other learning and provide pre-reading exposure. Read the selected book at least once daily for maximum learning. “When young children hear the same story, song, or phrase repeatedly, their brains are actually building and strengthening neural pathways. These connections—formed through repeated, familiar experiences—lay the foundation for memory, language development, and deeper understanding.”
Melissa McCall at MovingLittleMinds.com

Example Weekly Schedule

Day 1: Read with Expression

Read the book aloud with excitement and animated voice changes. Use facial expressions and tone to bring the story to life and keep the child engaged.

Day 2: Name and Point

As you read, pause to point to and name objects in the illustrations. When applicable, ask the child what sounds the animals make as you explore the pictures together.

Day 3: Simple Questions

Ask easy, engaging questions during the reading—such as, “What animal is in the tree?” or “What is in the box?” Expand the child’s vocabulary by adding a descriptive word to their response. For example: “Yes, there is a large bird in the tree,” or “Yes, there is a green ball in the box.”

Day 4: Count and Name Colors

Count repeated objects rhythmically as you read: “Look! There are 3 bears. 1 bear, 2 bears, 3 bears!” Also, identify and name the main colors on each page.

Day 5: Participation

Repeat familiar words or phrases, then pause to let the child fill in the blanks—e.g., “Moo said the...?” Invite the child to name, describe, or act out what they see. For instance: “What’s that? That’s right—it’s a monkey. What is the monkey doing? Jump like that monkey.”

Additional Ideas

The ABCJLM website is filled with additional ideas that space doesn’t allow to be added to this Curriculum. Scan the weekly QR codes for more information, videos of songs, and teaching tips.



Supplies

Activity Sheets:

- ❑ My First Day of Preschool
- ❑ Bunny
- ❑ Assessment

Books and Stories:

- ❑ ABCJLM Interactive Bible Story
- ❑ *Pat the Bunny*

Activities:

- ❑ Blocks (Circles)
- ❑ Container of Orange Toys
- ❑ Egg Crayon (Orange)
- ❑ Glue
- ❑ Pom Poms (Orange)
- ❑ Posters (Circle, Orange)
- ❑ Supplies for Assessment

Note: A toddler will not naturally know how to color, glue, stick, or paint. The adult's role is to model the activity and then quietly pause to allow the child to join in. Avoid overwhelming the child with too many words—simply show what to do and wait. It may take several days or even weeks for the child to participate in the crafts independently. Remember, simply watching and being exposed to the activities is an important part of learning. Scan the QR code for more info.

SCAN ME



Bible

The Bible
Psalm 119:11

Character Prayer: Salvation

Romans 10:9-10 - If you declare with your mouth, "Jesus is Lord," and believe in your heart that God raised him from the dead, you will be saved. For it is with your heart that you believe and are justified, and it is with your mouth that you profess your faith and are saved.

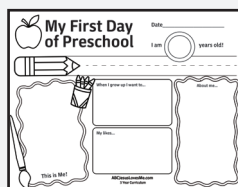
Bible Song: Pat the Bible

Author Unknown
Tune: Row, Row, Row Your Boat
Pat, pat, pat the Bible (pat Bible)
God wants us to know (point to forehead)
That it is a special book
(form book with hands)
And He loves us so (hug child)

Intentional Play

Look for the color orange and circles in the child's environment—outside, during changing time, and in books. Rather than asking the child to name the color or shape, model the language by naming the item (e.g., "The puzzle is a circle. The circle is orange.").

Activity: My First Day of Preschool



Celebrate the start of learning with the My First Day of Preschool activity sheet! Encourage the child to draw a picture and complete the information sections. Then, snap a photo of the child holding the finished sheet and share it on social media using #ABCJesusLovesMe or @ABCJesusLovesMe. In a preschool setting, invite parents to complete the sheet to help you get to know their child better.

Poem

Pat-a-Cake

Traditional
Pat-a-cake, pat-a-cake, baker's man (clap)
Bake me a cake as fast as you can
Roll it, pat it, and mark it with a B
(roll arms, clap, write letter in the air)
Put it in the oven for baby and me
(raise arms)
Change the "B" to the first letter of the child's name and the word "baby" to the child's name.

Animal

Bunny

Active: Be a Bunny

Hop around the room together like bunnies, holding the child's hands if needed, and use words like hop, jump, and up.

Activity Sheet: Bunny

Place glue on the tail of the Bunny activity sheet. Give the child orange pom poms to stick to the bunny's tail, using words like fluffy and soft as the child feels them. Find the bunny's head.



Book of the Week



*Pat the
Bunny*
by Dorothy
Kunhardt

Teach: Discussion

Read the touch-and-feel book with the child, showing how to explore each texture and then letting the child try. Encourage gentleness by guiding the child's hand softly on the page if needed. Point to each bunny in the book as you read together.

Color

Orange

Orange Song

Tune: Skip to My Lou

Orange, orange danced the morange
(dance)

Orange, orange danced the morange
Orange, orange danced the morange
God made beautiful colors
(point up, bring arms down as
rainbow)

Activity: Orange Play

Place a variety of orange toys in a container. Let the child explore and play with them. Name each toy and point out the color orange.

Shape

Circle

Circle Song

Tune: Up on the Housetop

Circle, circle big and round
(make big circles in the air as you
sing)

Where it ends can not be found
Tires, balls, the earth, and sun
Making circles is so much fun

Activity: Block Play

Give the child circle-shaped blocks to play with. Talk about the shape as the child explores the blocks.

Classroom Centers

For Preschools: Children learn best through play. Any underlined activity (like the two above) may be used as a learning center in the classroom. Centers offer hands-on, play-based opportunities where the child guides the learning. Discover more in the QR code.

Development

Fine Motor Activity: Peek-a-Boo

Fine motor skills involve activities that strengthen a child's ability to use small muscles for tasks like writing and handling objects. Each Lesson Plan includes an activity to support this development. This week, play Peek-a-Boo with the child by covering your eyes, uncovering them, and saying "peek-a-boo." Then, guide the child to cover and uncover his eyes, allowing plenty of wait time for participation.

Gross Motor Activity: So Big

Play "So Big" by asking the child, "How big are you?" Assist the child in raising her arms into the air and say, "So big!" This is a great activity to do when undressing as it helps the child know to raise her arms in the air to remove a shirt.

Sign Language: Bye-Bye

This week's sign is "bye-bye." Every time that it is appropriate for the child to wave, take the child's hand, assist her in waving, and say bye-bye.

Taking Care of Me: Head

For the next 13 weeks, the child will learn his body parts. Discuss the week's body part while getting dressed, during changing time, and while looking in a mirror. Point out body parts found in books. This week's body part is the head.

Assessment

The 1 Year Assessment is designed to measure what the child knows at the start of the *1 Year Curriculum* and to track progress throughout the year. The assessment should be completed three times—during Weeks 1, 19, and 36—and is most effective when done one-on-one. Assessment sheets can be found in the Activity Book. Scan the QR code to learn more info and for a supply list.

Activities	Day 1	Day 2	Day 3	Day 4	Day 5
Bible	Interactive Story	Interactive Story	Interactive Story/ Int. Play	Review	Teachable Moment
Color	Orange Play		Orange Play		Orange Play
Shape		Block Play		Block Play	
Animal	Be a Bunny		Be a Bunny		Bunny
Book	Read with Expression	Name and Point	Simple Questions	Count and Name Colors	Participation
Development	My First Day of Preschool	So Big	Peek-a-Boo	So Big	Peek-a-Boo

Most activities may be completed in any order and this is provided as a suggestion. Select the options that best fit the child's needs and your setting—it is not required to complete every activity. Multiple choices are included to offer flexibility, address varying developmental levels, and support children who are dual language learners.

Supplies

Activity Sheets:

- Spider

Books and Stories:

- ABCJLM Interactive Bible Story
- The Very Busy Spider*

Activities:

- Blocks (Triangle-Shaped)
- Bubble Solution and Wand
- Container of Black Toys
- Paintbrush
- Posters (Black, Triangle)
- Sorting Toy
- Watercolor (Black) and Water

Bible

Prayer

Matthew 6:9-13

Character Prayer: Prayerfulness

Philippians 4:6-7 - Do not be anxious about anything, but in every situation, by prayer and petition, with thanksgiving, present your requests to God. And the peace of God, which transcends all understanding, will guard your hearts and your minds in Christ Jesus.

Bible Song:

1 Little, 2 Little, 3 Little Fingers

Author Unknown

Tune: 10 Little Indians

Raise fingers as sing and then fold in prayer.

1 little, 2 little, 3 little fingers
4 little, 5 little, 6 little fingers
7 little, 8 little, 9 little fingers
10 fingers folded in prayer

Note: A 12-month-old will not yet be able to lift each finger independently while singing this song. But sing this song to help the child learn the posture for prayer. As you slowly repeat the song throughout the year, the child will gradually develop more finger control and begin to join in the motions.

Intentional Play

Before meals or snacks, help the child fold her hands and close her eyes while you say a very short prayer. Invite the child to echo your "amen."

Poem

The Itsy, Bitsy Spider

Traditional

The itsy bitsy spider,
Climbed up the waterspout
(walk two fingers up arm)
Down came the rain
(raise arms, wiggle fingers as lower arms)
And washed the spider out
(spread hands out)
Out came the sun
And dried up all the rain
(make large circle with arms)
So the itsy bitsy spider
Went up the spout again
(walk two fingers up arm)

Animal

Spider

Activity: Spider Crawl

Have the child crawl like a spider by keeping his tummy off the floor and moving on his hands and feet.

Activity Sheet: Spider

Paint the Spider activity sheet with black watercolor. If needed, place the paint on the tip of brush for the child. Point and count the legs on the spider.

Book of the Week



The Very Busy Spider
by Eric Carle

Teach: Discussion

As you read the book, let the child touch and explore the raised spider webs on the pages. Count the spider's legs.

SCAN ME



Color

Black

Black Song

Tune: Skip to My Lou
 Black, black pat your back
 (clap, clap, pat back)
 Black, black pat your back
 Black, black pat your back
 God made beautiful colors
 (point up, bring arms down as rainbow)

Activity: Black Play

Place a variety of black toys in a container. Let the child explore and play with them. Name each toy and point out the color black.

Shape

Triangle

Triangle Song

Tune: The Addams Family
 Three-- sides Clap, clap
 Three-- points Clap, clap
 A triangle has--, three-- sides,
 Three-- points Clap, clap

Activity: Block Play

Give the child triangle-shaped blocks to play with. Talk about the shape as the child explores the blocks.

Development

Fine Motor Activity: Sorting Toy

To teach the child to use a sorting toy, hold a block above the correct slot and let the child push it in. Allow the child as many opportunities as possible to do the activity by themselves. While modeling play, name the different colors and shapes of the blocks.



Gross Motor Activity: Catch Bubbles

Blow bubbles into the air and watch them float. Explain that prayers are like bubbles—rising up to God in Heaven. God hears every prayer and answers each one in the perfect way. Invite the child to catch or pop the bubbles.

Sign Language: Blow Kisses

touch fingers to your mouth (palm toward face), move hand down to 45 degree angle

Taking Care of Me: Legs

Point to the child's legs and say "legs." Then, as you read books, point to the legs on the characters or animals in the illustrations and name them as well.

Activities	Day 1	Day 2	Day 3	Day 4	Day 5
Bible	Read	Interactive Story	Read/ Intentional Play	Review	Teachable Moment
Color		Black Play		Black Play	
Shape	Block Play		Block Play		Block Play
Animal		Spider Crawl		Spider Crawl	Spider
Book	Read with Expression	Name and Point	Simple Questions	Count and Name Colors	Participation
Development	Sorting Toy	Catch Bubbles	Sorting Toy	Catch Bubbles	Sorting Toy

Note: Toddlers learn best by watching and imitating. Sit beside the child and model how to play with the toys, using minimal speech and simple 1-2 word phrases (e.g., "blue," "block," "in," "drop"). With time, the child will begin to copy your actions and join in through simple parallel play. Scan the QR code for more info.

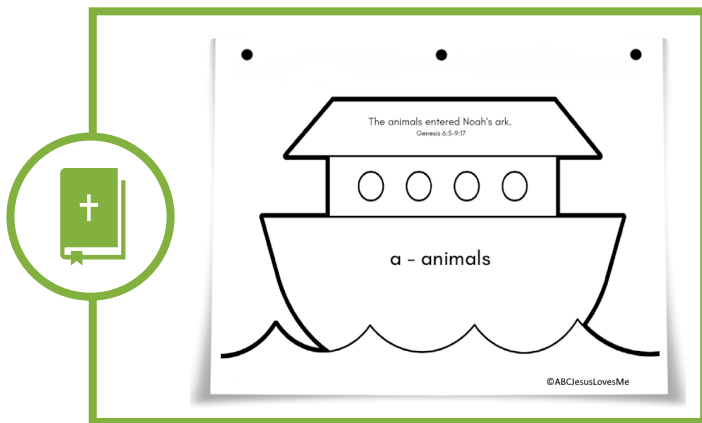
Activity Sheets

“Tell me and I forget. Teach me and I remember. Involve me and I learn.” – Benjamin Franklin


Overview

When used as designed, the **1 Year Activity Book** deepens the child’s understanding of both academic and biblical concepts. The activity sheets also support the development of fine motor skills, core strength, and visual perception while providing hands-on, process-focused art experiences. Assessment checklists are included to help adults track the child’s progress, identify areas of growth, and ensure that learning goals are being met. Sample activity sheets are shown below.


Bible




Animals



Color



Assessment



Order at ABCJesusLovesMe.com

Digital Downloads


“Children learn as they play. Most importantly, in play, children learn how to learn.” – O.F. Donaldson.

The *Curriculum Guide* and *Activity Book* are printed and mailed to you, while the remaining items in the Bundle are provided as colorful digital downloads for you to print as needed. Learning packets offer versatility with both full-page posters (8.5x11”) and portable travel cards (3.75x5”), making it easy to support learning at home, in the classroom, or on the go. These materials are ideal for teaching, displaying, and practicing the concepts.

Bible Songs




Poem Packet



Color Songs



Shape Songs



Order at ABCJesusLovesMe.com

1 Year Curriculum

Week 18: Jesus is Born

ABC Book: Manger

Supplies

- ☐ Bible
- ☐ Baby
- ☐ Box

Flannelgraph*

- ☐ Water/Sky Board with Land
- ☐ Joseph - 20
- ☐ Mary/Jesus - 103

**These optional felt pieces work with the Betty Lukens Flannelgraph set. Italicized words show actions, and underlined words indicate when to add a piece.*

Story: Luke 2:1-7

Mary and Joseph went on a long trip. It was time for Mary to have a baby.

But there was no place for Mary and Joseph to sleep. Everywhere they went Mary and Joseph were told, "There is no room!"

Finally a man said that Mary and Joseph could stay in the stable. A stable is like a barn where the cows sleep. What does a cow say? Moo! The sheep live in a stable too. What does a sheep say? Baa! And a kitty cat may live in a stable. What does a cat say? Meow!

That night Jesus was born. Rock baby Jesus in your arms. Mary laid Jesus in a manger. *Lay the baby in a box.*

Jesus was such a special baby. Jesus is God's Son.

Teachable Moments

- Place a baby doll in a box for the child to see. Each time the child looks at the baby, say, "Jesus is born!"

Character Prayers

Peace, 2 Corinthians 13:11

God, I pray that ____ will strive for restoration, encourage those around him, and live in peace, as You, God, are the source of all love and peace. In Jesus' name, Amen.

Interactive Bible Story Sample

Week 18

FAQ

“Quality questions create a quality life. Successful people ask better questions, and as a result, they get better answers.” –Anthony Robbins

Is the learning the same for each curriculum?

Each Curriculum includes a unique selection of learning objectives, Bible stories, and themes because most preschools and homes use at least four of the five curricula. If the the main objectives were repeated, children would only experience 28 objectives multiple times. By offering a broad range of age-appropriate learning, the Curricula ensure children are exposed to diverse learning experiences that promote growth in academics, Bible understanding, and overall development.

How do I teach this if it's all new to me?

The Intro and each Lesson Plan include a QR code that links to additional information, song videos, and teaching tips to guide you each step of the way.



What about holidays?

Since the Curriculum may be started at any time, holiday activities aren't included in the Lesson Plans. To ensure a complete understanding of the Bible, the Christmas story is taught in Week 18 and the Easter story in Week 32. Free and paid [holiday activities](#) are available on the ABCJesusLovesMe website and can be added to the Lesson Plans whenever desired.

Can I make the Curriculum shorter or longer?

This Curriculum includes 36 weekly lessons, but the schedule is flexible. Lessons can be shortened, extended, or combined to fit your needs. Many users extend weeks around holidays to include seasonal activities.

Can ABCJesusLovesMe be used in a school or church?

ABCJesusLovesMe Curricula and products are used in homes, schools, daycares, and churches worldwide. Licenses are available for non-family use, and active licenses are required for continued use. Visit the website for full details.

What if I have questions?

The active [ABCJesusLovesMe Facebook group](#) is a great place to gather ideas and ask questions. Heidi is also available via LiveChat on the ABCJesusLovesMe website and by email to answer questions, brainstorm, and support your success. Preschools can [schedule a demo](#) for a Q/A session.

Helpful Links

“Start children off on the way they should go,
and even when they are old they will not turn from it.” – Proverbs 22:6

Which Curriculum to Choose

ABCJesusLovesMe.com/which-curriculum-do-i-choose/

The ABCJesusLovesMe Difference

ABCJesusLovesMee.com/what-sets-abcjesuslovesme-apart/

Supply List

ABCJesusLovesMe.com/1-year-supply-list/

Free Training Videos

ABCJesusLovesMe.com/videos/

Doctrinal Statement

ABCJesusLovesMe.com/doctrinal-statement/

Order Now

ABCJesusLovesMe.com/products/preschool-curriculum/1Bun/