

Week 2 Sample of the ABCJesusLovesMe.com 2 Year Curriculum


Items Needed:

Worksheets: ABCJLM Blue Worksheet, Elephant Craft, Creation Day 3

Books: Bible, When the Elephant Walks

Activities: Sorting toy, jumbo paintbrush, paint, blue colored food, spaghetti, glue, toys to create a line, blue jumbo crayon, pop bottle, scissors, fingerpaint

Objectives:

<p>Bible Theme: God Made the World Around Me Lesson: Plants</p>	<p>Bible Story: Creation Day 3 Scripture: Genesis 1 <i>The Beginner's Bible for Toddlers:</i> pg 7-10 <i>Through the Bible in Felt:</i> Story #1</p>
<p>Verse: Genesis 1:1 - In the beginning, God created the heavens and the earth. <i>Tune: Are You Sleeping</i> In the beginning, (2x) God created (2x) The heavens and the earth (2x) Genesis 1:1 (2x)</p>	
<p>Bible Song: B-I-B-L-E (<i>Traditional</i>) The B-I-B-L-E (make book with hands) Yes, that's the book for me (nod "yes") I stand alone on the Word of God (pretend to stand firm) The B-I-B-L-E Bible! (shout)</p>	<p>Poem: Pat-a-Cake (<i>Traditional</i>) Pat-a-cake, pat-a-cake, baker's man. Bake me a cake as fast as you can; Roll it, pat it, and mark it with a B, Put it in the oven for baby and me <i>Change the "B" to the first letter of the child's name and the word "baby" to the child's name.</i></p>
<p>Color: Blue Shape: Line Letters: A-G Number: 1 Information: First Name Self-care and Manners: Say "Please"</p>	<p>Book of the Week:  <i>When the Elephant Walks</i> by Keiko Kasza</p>
<p>Fine Motor Skill: Sorting Toy</p>	<p>Gross Motor Skill: Jump</p>

Suggested Activities:

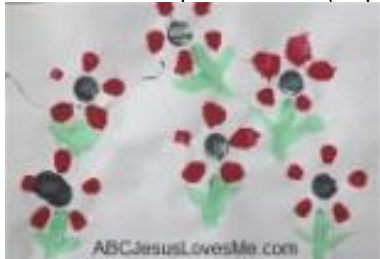
• Bible:

- ABCJLM Bible Workbook: Decorate the Creation Day 3 worksheet with fingerpaint.

Week 2 Sample of the ABCJesusLovesMe.com 2 Year Curriculum



- Create a flower with a handprint as the flower and feet prints as the leaves. Can do several handprints as leaves and add a pot if desired (as pictured).



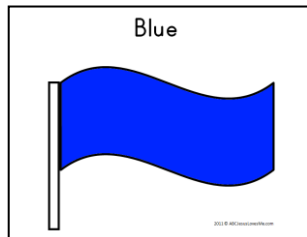
- Dip the bottom of a pop bottle into paint and stamp onto a piece of paper. Dip the pop bottle lid into black paint to make the center of the flower. Add lines for a stem and leaves. (Thank you *The Amazing Mess* for this idea.)

- Creation Fingerplay - additional verse

On Day 3

God created land (with palms facing the floor, run hands flat in front of you) and plants (place one fist inside the other and pop the one fist through the other - sign language for plant)

• Color:



- Color one of the ABCJLM Blue Worksheets with a blue jumbo crayon.

- Eat blue food: Blueberries, blue popsicles, Berry Blue Jello

- Do a Color Walk: Walk around the house or neighborhood looking for the color blue. Take a blue flashcard or crayon with you to remind the child of the color.

• Shape:



- On a piece of paper, glue spaghetti pieces approximately 1" apart. Once dry, place the page on a vertical surface. Holding the child's index finger, help him trace the spaghetti pieces while saying "line." Then, use a jumbo paint brush loaded with lots of blue paint and paint solid lines on the spaghetti starting at the top of the paper and moving down. Halfway through, turn the

Week 2 Sample of the ABCJesusLovesMe.com 2 Year Curriculum

paper horizontally and paint from left to right. (Use vertical spaghetti to teach the number one as well.) *Thank you Georgia for this idea.*



- Using blocks, cars, trains, books, dominoes, or other toys create long, straight lines. Have the child trace over the line when finished.

• Number:

Using the Apple Tree #1 worksheet, point and count the apple on the tree. Continue to point and count items throughout the day.

• Self-Care and Manners:

Help the child remember to say "please" before each request. Saying "please" shows respect and helps create a positive and polite tone of voice.

• Book of the Week:



- Elephant Craft - Use the template to create this fun craft. Point out all of the circles used in this craft.



- Shape Elephant - Paint a gray circle. Glue two rectangles (lines as legs), triangle (ear), and semi-circle (trunk) along with a googly eye to the circle to form an elephant. *(Thank you to Lindsay for the idea.)*

Week 2 Sample of the ABCJesusLovesMe.com 2 Year Curriculum

• **Fine Motor Skill:**



- Play with a sorting toy. Talk about the different colors and shapes. Always allow the child as much opportunity to do the activity by themselves as possible. A little frustration and work makes success so much greater. Only aid when needed but in small doses.

• **Gross Motor Skill:**

Jump forward. Act like a frog or kangaroo.

Daily Schedule - Week 2

	Day 1	Day 2	Day 3
Bible Story	God Made the World Around Me: Creation Days 3; Creation Fingerplay		
	Day 3	ABCJLM Bible Worksheet	Plant or Flower Craft
Verse	Genesis 1:1 - In the beginning, God created the heavens and the earth.		
Song	B-I-B-L-E	B-I-B-L-E	B-I-B-L-E
Poem & Rhyme	Pat-a-Cake	Pat-a-Cake	Pat-a-Cake
Color	ABCJLM Blue Worksheet	Eat Blue Food	Color Walk
Shape	Spaghetti Line Painting	Shape Walk	Create Lines
Letters, Info, Self-care	A - G	First Name	Say "Please"
Number	Count 1	Count 1	Count 1
Book of the Week	Read	Elephant Craft 1	Elephant Craft 2
Motor Skill	Sorting Toy		Jump