

# Week 2 Sample of the ABCJesusLovesMe.com 3 Year Curriculum

## Items Needed:


Tactile Number: 1

Books: Bible, Mr. Brown Can Moo! Can You?

Worksheets: Colors of Creation, Sun, Moon, Stars, Five Little Ducks, Number 1, Creation Day 4, Creation Day 5, Creation Day 6, Creation Day 7

Activities: Sidewalk Chalk, ball for kicking, foods that are brown, green, and yellow, washable ink pad, magnifying glass, colored pencils, paper plate, paint

## Objectives:

<p><b>Bible Story:</b> Creation Days 4-7          Scripture: Genesis 1-2  <i>The New Bible in Pictures for Little Eyes:</i> pg 14-17  <i>The Beginner's Bible:</i> pg 7-13  <i>My Story Bible:</i> pg 8-9  <i>Through the Bible Felt:</i> Story #1</p>	<p><b>Verse:</b> Genesis 1:1 - In the beginning, God created the heavens and the earth.  <i>Tune: Are You Sleeping</i>          In the beginning, (2x)          God created (2x)          The heavens and earth (2x)          Genesis 1:1 (2x)</p>
<p><b>Bible Song:</b> This is the Day (<i>Traditional</i>)          This is the day (echo)          That the Lord has made (echo)          I will rejoice (echo)          And be glad in it (echo)          This is the day that the Lord has made          I will rejoice and be glad in it          This is the day (echo)          That the Lord has made</p>	<p><b>Poem:</b> Seven Days (<i>Author unknown</i>)  <i>Tune: Are You Sleeping? or Where is Thumbkin?</i>          Seven days, seven days          In a week, in a week          Sunday, Monday, Tuesday          Wednesday, Thursday, Friday          Saturday, that's a week</p>
<p><b>Comprehension Questions:</b>          What did God do on the 7th day? Do you get tired and need to rest?          Who made the birds and the fish?          What is your favorite color of bird?</p>	<p>What is your favorite color of fish?          What is your favorite animal?          Review what God made each day of the week.</p>
<p><b>Colors:</b> Brown, Green, Yellow  <b>Number:</b> 1          Straight down and then you're done.          That's the way to make a one!</p>	<p><b>Book of the Week:</b></p>  <p><i>Mr. Brown Can Moo! Can You?</i> - This is just one of the many Dr. Seuss books. Spend the week reading the fun Dr. Seuss books that are available.</p>
<p><b>Fine Motor Skill:</b> Draw What I Draw</p>	<p><b>Gross Motor Skill:</b> Kick a Ball</p>

## Suggested Activities:

### • Bible:

- ABCJLM Bible Workbook: Using colored pencils, review colors while coloring the Creation Day 4, Creation Day 5, Creation Day 6, Creation Day 7 worksheets.

## Week 2 Sample of the ABCJesusLovesMe.com 3 Year Curriculum




- Help reinforce creation with fun snacks. *(Image shared by Megan)*

Day 4 (Sun, Moon, and Stars) - Yellow piece of cheese cut into a circle, white powder donut, Starburst candy, miniature star pasta

Day 5 (Fish, Birds) - Goldfish

Day 6 (Animals, Man) - Animal Crackers, Mickey Mouse Chicken Nuggets

Day 7 (Rest) - Marshmallows as pillows



- Cut the shapes out of the Sun, Moon, Star worksheet. Paint the sun yellow. Glue all shapes on a black piece of construction paper and add the phrase "God made the sun, moon and stars" at the bottom of the page. *(Thank you, Connie for this idea.)*



- Hand Aquarium - Sponge paint a paper plate light blue. Paint the child's hand and stamp on the plate to form a fish. Wash the child's hand. Paint a fingertip green and stamp at the bottom of the plate to make green plants. End by stamping red fingerprints to create little fish. Using a black marker add fins, a tail, eye, and mouth on the little fish. Add an eye and mouth to the big fish. *(Original source unknown.)*



- Fingerprints - Using a washable ink pad, create fingerprints of several people in your family. Using a magnifying glass, compare the different fingerprints. Discuss how each person is uniquely and wonderfully made. Add the title "Day 6 God made people."

• **Comprehension Questions, Memory Verse, Song, Poem:** Because the suggested activities rarely change in these four objectives, they will only be listed in the "Objectives" and not in the "Suggested Activities" portion of the Lesson Plan unless additional information is needed. Continue as suggested.

## Week 2 Sample of the ABCJesusLovesMe.com 3 Year Curriculum


### • Colors

- Foods to learn from:

Green: Green beans, green grapes

Yellow: Bananas, American cheese

Brown: Brownie, chocolate pudding, graham crackers



- Focus on the colors of creation in the Bible story - brown (tree), green (grass, leaves), yellow (sun) - by coloring the Colors of Creation worksheet.



- Using the Building with Colors worksheet add this week's new colors.

### • Number




- This week use colored pencils to draw repeated straight lines (draw 1's) on the Number 1 Poster. Add one sticker.

ABCJesusLovesMe.com



- Using the **Five Little Ducks** from last week, write an "0" on the mommy duck and instruct the child to put in order the 0 and 1 ducks.




- The My First Steps to Math books by Jane Moncure used to be a large part of the 3 Year Curriculum as they are the best books which I have found for teaching numbers. Sadly these books are no longer in print and thus they have been removed from the supplemental materials. But, I encourage you to search for these books at your library, on Amazon or Ebay, and in used book stores. They are that good!

# Week 2 Sample of the ABCJesusLovesMe.com 3 Year Curriculum

**• Book of the Week:**

- How to Teach *Mr. Brown Can Moo! Can You?* - Sounds activities to do during and after reading the story.
- Take a Sound Hike - Although this activity is geared toward older children there are many suggestions available on this site that can be done with 3-year-old children - [tinyurl.com/sound-hike](http://tinyurl.com/sound-hike)

**• Fine Motor Skill:**



Draw What I Draw - With sidewalk chalk, have your child copy what you draw and then reverse roles. Remember to start with simple lines and then progress to simple shapes. Use colored chalk that corresponds with the colors in this lesson - brown, green, and yellow.

**• Gross Motor Skill:**



Practice kicking a ball. Start with a large ball and progress to a smaller one. Set up a goal and take turns being goalie.

## Daily Schedule - Week 2

	Day 1	Day 2	Day 3
<b>Bible Story</b>	Creation Days 4-7		
	Day 4, 5 Crafts	Day 6 Craft	ABCJLM Bible Worksheets
<b>Verse</b>	Genesis 1:1 - In the beginning, God created the heavens and the earth.		
<b>Song</b>	This is the Day	This is the Day	This is the Day
<b>Poem &amp; Rhyme</b>	Seven Days	Seven Days	Seven Days
<b>Number</b>	Tactile Number	Number 1 Poster	Number Ducks
<b>Colors</b>	Colored Foods	Colors of Creation	Ice Cream Cone
<b>Book of the Week</b>	Read	Sound Hike	Read
<b>Motor Skill</b>	Draw What I Draw		Kick a Ball